



AGENDA OF THE FINANCE AND RISK COMMITTEE TO BE HELD IN THE
COUNCIL CHAMBERS, HARTLEY STREET, ALICE SPRINGS ON FRIDAY 25
SEPTEMBER 2020 AT 10:00AM

1 MEETING OPENED

2. ATTENDANCE AND APOLOGIES

Present: President Roxanne Kenny, Deputy President Greg Sharman, Cr Braydon Williams, Cr Dalton McDonald

Apologies:

3. CONFIRMATION OF MINUTES

Minutes of the Finance And Risk Committee - 31 July 2020 2

4. CONFLICT OF INTEREST

5. ACTIONS ARISING FROM PREVIOUS MINUTES

Nil

6. OFFICERS' REPORTS

6.1 Finance report 4

7. MEETING CLOSE

8. DATE OF NEXT MEETING

Next meeting - Friday 27 November 2020 - 10:00am



MINUTES OF THE FINANCE AND RISK COMMITTEE HELD IN THE COUNCIL CHAMBERS, HARTLEY STREET, ALICE SPRINGS ON FRIDAY 31 JULY 2020 AT 10:00AM

1 MEETING OPENED – 10:09am

2 ATTENDANCE AND APOLOGIES

Councillors:

President Roxanne Kenny and Cr Braydon Williams

Staff:

Jeff MacLeod – CEO

Buke Tunne – Manager Finance

Guests:

Nil

Apologies:

Deputy President Greg Sharman

Cr Dalton McDonald

Bhan Pratap – Director Corporate Services

Leave of Absence:

Nil

3 CONFIRMATION OF MINUTES

Minutes of the Finance And Risk Committee Meeting held on 27 March 2020

FRC2020-006 RESOLVED (Cr Kenny/Cr Williams)

That the minutes be taken as read and be accepted as a true record of the Meeting.

4 CONFLICT OF INTEREST

Nil

5 ACTIONS ARISING FROM PREVIOUS MINUTES

Nil

6 OFFICERS' REPORTS**6.1 FINANCE REPORT****EXECUTIVE SUMMARY:**

Regulation 18 of the Local Government (Accounting) Regulations (LGA Regs), states that a finance report must be laid before Council or a Committee tasked with reviewing the finance report each month. The report set out:

- financial year-to-date income and expenditure to the end of the previous month;
- forecast income and expenditure for the whole of the financial year;
- details of all cash and investments held (including money held in trust);
- statement of debts owed to council including aggregated amount by category and general age of debt; and
- other information required by council.

The attached report is the finance report for Council as at 30 June 2020.

FRC2020-007 RESOLVED (Cr Williams/Cr Kenny)

That Council note and accept the Finance Report as at 30 June 2020.

7 DATE OF NEXT MEETING

Next meeting - 25 September 2020 - 10:00am

8 MEETING CLOSE

The meeting terminated at 10:29am.

This page and the preceding .. pages are the Minutes of the Finance And Risk Committee held on Friday 31 July 2020 and confirmed Friday 25 September 2020.

President

OFFICERS' REPORTS

ITEM NUMBER	6.1
TITLE	Finance report
REFERENCE	- 276276
AUTHOR	Buke Ali Tunne, Manager Finance

**LINKS TO STRATEGIC PLAN**

Goal 01: Developing Communities
 Goal 02: Healthy Communities
 Goal 03: Empowered Communities
 Goal 04: A Supportive Organisation

EXECUTIVE SUMMARY:

Regulation 18 of the Local Government (Accounting) Regulations (LGA Regs), states that a finance report must be laid before Council or a Committee tasked with reviewing the finance report each month. The report set out:

- financial year-to-date income and expenditure to the end of the previous month;
- forecast income and expenditure for the whole of the financial year;
- details of all cash and investments held (including money held in trust);
- statement of debts owed to council including aggregated amount by category and general age of debt; and
- other information required by council.

The attached report is the finance report as at 31 August 2020.

RECOMMENDATION

That Finance and Risk Committee note and accept the Finance Report as at 31 August 2020.

BACKGROUND/DISCUSSION**Summary of Income and Expenditure.**

Income YTD variance	–	(\$5.65M)
Operating expenses YTD variance	–	\$4.10M
Capital expenditure YTD variance	–	(\$0.87M)
Net Deficit	–	(\$2.38)

Account Type	YTD Current Budget	Total YTD actual	YTD Variance	Comments
1 - Income	(28,108,418)	(22,457,707)	(5,650,711)	Major variance relates to transfer from Council reserve not posted for Fleet management, Insurance and Building/Facilities.
21 - Salaries etc	5,602,639	3,701,928	1,900,711.50	Salaries under spent are mainly from: Aged Care NT jobs package \$1.04M Flexible Aged Care \$0.4M
22 - Empl Benefits	362,022	268,326	93,695.65	
23 - ICA, Lease etc	1,158,363	392,910	765,452.82	Main variance due to ICR/ICR/administration cost not posted to date.
24 - General Exp	1,560,497	1,332,960	227,536.60	The variance is mainly from R2R program \$108K
25 - Communication	431,094	221,634	209,459.50	Power/water/sewerage actual cost less than the budget.
26 - Insurance & Oth	375,037	354,206	20,830.45	
27 - Advertising, Pu	69,339	3,868	65,470.48	
28 - Dep & Amort	369,168	(66,616)	435,784.24	July/Aug depreciation to be posted.
29 - Asset Impair	403,901	0	403,900.82	50% of variance relates to underspending by Flexible Aged Care.
4 - Property	1,784,919	2,653,830	(868,911)	Bagot St. building commitment created deficit variance

ISSUES/OPTIONS/CONSEQUENCES

Nil

FINANCIAL IMPACT AND TIMING

Nil

CONSULTATION

Nil

ATTACHMENTS:

1 Finance Report as at 31 Aug 2020

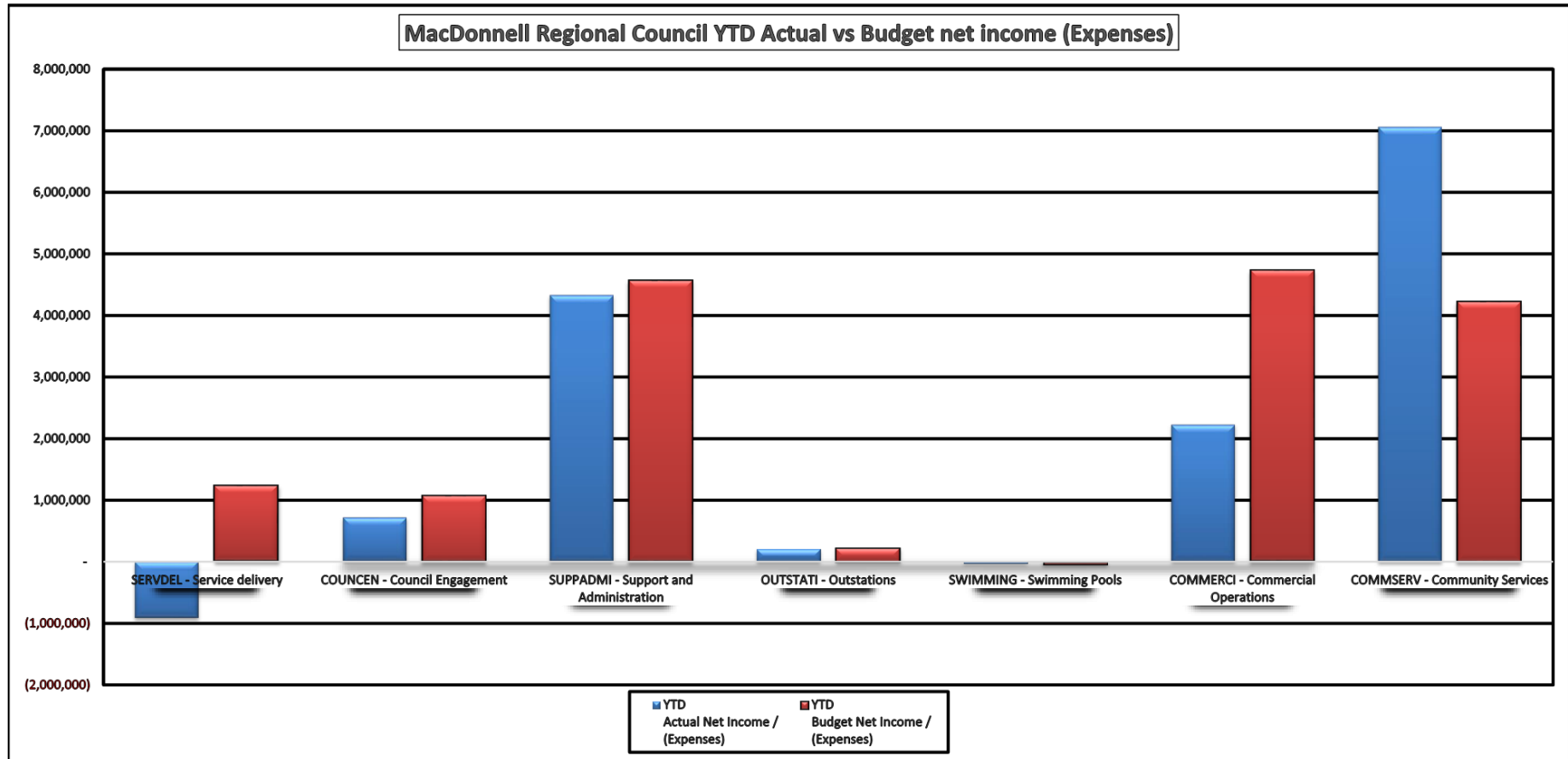


MacDonnell Regional Council

Financial Reporting - as at 31 August 2020

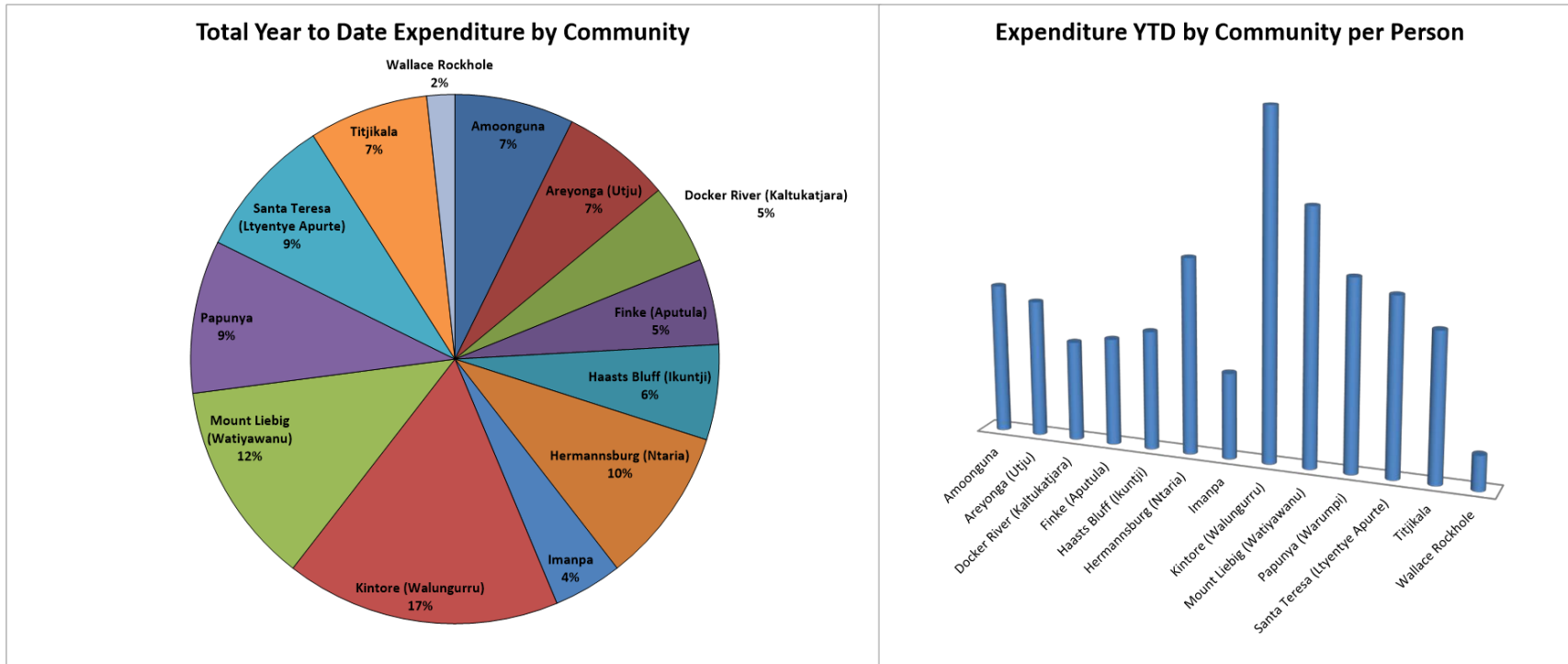
Accounting Period: 2

MacDonnell Regional Council														
Income and Expenditure as at 31st August 2020														
	YTD Income			YTD Expenditure			YTD Actual	YTD Budget	YTD Variance	Full Year Budget			Variance to Full Year	
	Actual	Budget	Variance	Actual	Budget	Variance	Net Income / (Expenses)	Net Income / (Expenses)		Income	Expenses	Net Income / (Expenses)		
COUNCIL SERVICES														
SERVDEL - Service delivery	1,665,672	3,856,960	(2,191,288)	2,581,118	2,627,872	46,754	(915,446)	1,229,088	(2,144,534)	4,923,020	12,880,442	(7,957,422)	7,041,976	
COUNCEN - Council Engagement	986,737	1,558,490	(571,753)	269,141	489,589	220,448	717,596	1,068,901	(351,305)	1,558,490	3,015,356	(1,456,866)	2,174,462	
SUPPADMI - Support and Administration	5,417,151	5,287,883	129,267	1,089,774	722,512	(367,262)	4,327,377	4,565,371	(237,994)	12,238,060	3,382,482	8,855,578	(4,528,201)	
Total Council Services	8,069,559	10,703,333	(2,633,774)	3,940,033	3,839,973	(100,059)	4,129,527	6,863,360	(2,733,833)	18,719,570	19,278,280	(558,710)	4,688,237	
NON-COUNCIL SERVICES														
OUTSTATI - Outstations	394,177	508,160	(113,983)	186,821	289,301	102,480	207,356	218,859	(11,503)	1,463,680	1,463,680	-	207,356	
SWIMMING - Swimming Pools	-	833	(833)	27,265	40,575	13,311	(27,265)	(39,742)	12,477	34,000	448,670	(414,670)	387,405	
COMMERC - Commercial Operations	5,136,725	6,835,643	(1,698,918)	2,906,014	2,109,718	(796,296)	2,230,711	4,725,925	(2,495,214)	10,337,610	9,364,230	973,380	1,257,331	
COMMSERV - Community Services	8,857,246	10,060,448	(1,203,203)	1,791,567	5,837,411	4,045,844	7,065,679	4,223,038	2,842,641	18,703,510	18,703,510	0	7,065,678	
Total Non-Council Services	14,388,148	17,405,085	(3,016,938)	4,911,666	8,277,005	3,365,339	9,476,481	9,128,080	348,401	11,835,290	11,276,580	558,710	1,852,092	
Total	22,457,707	28,108,418	(5,650,711)	8,851,699	12,116,978	3,265,279	13,606,008	15,991,440	(2,385,432)	49,258,370	49,258,370	0	13,606,008	
CAPITAL EXPENDITURE														
COMMERC - Commercial Operations	-	-	-	2,128,689	1,167,109	(961,580)	(2,128,689)	(1,167,109)	(961,580)	-	4,943,670	(4,943,670)	2,814,981	
COMMSERV - Community Services	-	-	-	100,034	-	(100,034)	(100,034)	-	(100,034)	-	-	-	(100,034)	
SERVDEL - Service delivery	-	-	-	328,013	501,310	173,297	(328,013)	(501,310)	173,297	-	1,859,560	(1,859,560)	1,531,547	
SUPPADMI - Support and Administration	-	-	-	84,601	91,500	6,899	(84,601)	(91,500)	6,899	-	549,000	(549,000)	464,399	
Total Capital Expenditure	-	-	-	2,641,337	1,759,919	(881,418)	(2,641,337)	(1,759,919)	(881,418)	-	7,352,230	(7,352,230)	4,710,893	
NON-CASH EXPENDITURE														
Depreciation	-	-	-	-	369,168	435,784	66,616	(369,168)	435,784	-	-	-	66,616	
SURPLUS / (DEFICIT)							Surplus / (Deficit)	(2,574,721)	(2,129,088)	(445,634)	-	7,352,230	(7,352,230)	4,644,277
Notes														



MacDonnell Regional Council														
Expenditure by Community as at 31st August 2020														
Expenditure Category	All Communities	Amoonguna	Areyonga (Utju)	Docker River (Kaltukatjara)	Finke (Aputula)	Haasts Bluff (Ikuntji)	Hermannsburg (Ntaria)	Imanpa	Kintore (Walungurru)	Mount Liebig (Watiyawanu)	Papunya (Warumpi)	Santa Teresa (Ltyentye Apurte)	Tijikala	Wallace Rockhole
103 - Manage Council Buildings & Facilities	176,034	35,119	9,052	4,983	2,392	14,207	21,146	11,756	6,292	15,487	9,114	26,763	19,724	0
105 - Maintain Roads	311,623	0	0	0	0	2,633	0	0	308,648	342	0	0	0	0
106 - Manage Council Service Delivery	289,838	24,050	24,795	22,820	25,236	18,876	29,997	21,751	19,784	18,964	23,283	32,348	7,041	20,894
107 - Civil Works	344,548	25,757	25,691	36,687	23,436	14,772	43,612	21,012	12,700	26,693	12,484	44,456	34,682	22,566
109 - Staff Housing	125,083	0	5,156	5,634	4,152	13,235	22,204	3,520	12,193	14,682	29,379	3,935	10,611	383
110 - Outstations Civil Works	55,688	0	0	0	0	572	4,097	0	0	0	19,514	2,013	29,492	0
111 - Outstations Housing Repairs & Maintenan	2,644	0	0	0	0	1,010	657	0	0	0	596	381	0	0
112 - Operate Community Stores	39,483	39,483	0	0	0	0	0	0	0	0	0	0	0	0
113 - Essential Services	136,811	91	16,312	15,213	15,657	14,194	4,479	6,868	16,581	15,136	12,475	11,740	7,003	1,062
127 - Operate Swimming Pools	15,194	0	4,303	0	0	0	0	0	1,719	0	0	9,172	0	0
129 - Community Safety	227,964	19,548	12,772	19,973	21,008	12,644	25,906	17,947	23,632	14,070	21,051	23,756	15,656	0
130 - Youth Services	341,935	30,911	18,872	2,854	2,696	33,420	51,478	1,384	50,243	38,047	52,615	37,255	22,160	0
131 - Aged and Disability	192,815	10,859	31,707	0	23,782	14,511	23,241	22,385	0	0	38,376	0	27,954	0
132 - Children's Services	224,999	0	21,261	19,243	24,451	20,906	33,516	0	18,042	18,008	17,382	28,714	23,476	0
133 - Centrelink	55,105	2,567	3,585	8,568	5,016	0	1,191	3,108	7,752	9,992	4,753	0	7,552	1,022
134 - School Nutrition Program	11,728	0	3,874	0	2,249	2,244	0	1,821	0	0	0	0	1,540	0
139 - Local Authorities Projects	18,839	12,273	0	0	0	0	0	0	240	3,296	3,030	0	0	0
142 - Local Authority Administration	12,127	92	387	4,029	0	0	129	0	3,981	0	0	25	302	3,182
153 - Waste Management	3,305	0	0	0	0	0	3,305	0	0	0	0	0	0	0
157 - MES SPG Projects	95,865	0	0	0	0	0	0	0	0	78,567	204	17,095	0	0
158 - Manage Projects	149,744	8,519	14,163	0	149,744	975	6,667	4,933	0	102,863	11,625	0	0	0
161 - Street & Public Lighting	0	0	0	0	0	0	0	0	0	0	0	0	0	0
162 - Airstrip Maintenance	10	0	0	0	0	0	0	0	0	0	0	10	0	0
163 - Homelands Extra Allowance	9,594	0	0	0	0	0	0	0	0	0	9,594	0	0	0
164 - SLGIF Projects	11,893	0	0	0	0	0	0	0	0	0	0	11,893	0	0
166 - NDIS	13,188	0	0	0	0	2,440	2,123	4,124	0	0	2,436	0	2,066	0
Total	2,866,055	209,269	191,928	140,006	150,074	166,637	273,746	120,608	481,806	356,149	267,910	249,556	209,259	49,108
Population	3,805	239	195	394	192	138	605	151	410	169	404	579	227	102
Note:														
1. All the expenditure above is inclusive of salary and wages														
2. Expenditure for Head Office is not included														

MacDonnell Regional Council
Expenditure by Community as at 31st August 2020





MacDonnell Regional Council


Cash and investments held as at 31 August 2020

Cash at Bank Position

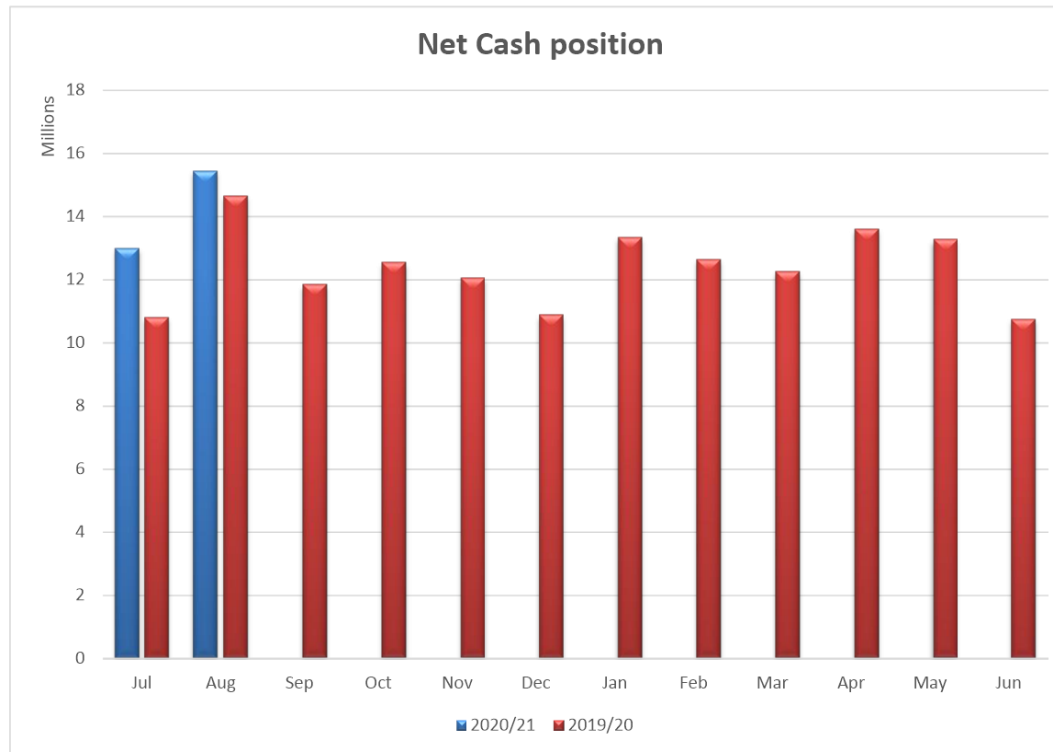
Account name	Total
Operations Account	1,068,900
CentreLink	11,536
Northern Territory (NTG)	5,986
Amoonguna Store	5,695
Trust Account	4,951,949
Total Cash at Bank	6,044,065

Investments Report

Sr. No.	Bank	Principal \$	Interest Rate	Term Days	Maturity Date	Percentage
1	Westpac	2,000,000	0.90%	92	2/09/2020	33%
2	Westpac	500,000	0.90%	92	3/09/2020	8%
3	NAB	3,000,000	0.90%	89	21/09/2020	50%
4	Westpac	2,000,000	0.85%	92	9/10/2020	33%
5	Westpac	2,000,000	0.85%	92	11/10/2020	33%
6	Westpac	3,500,000	0.85%	92	15/10/2020	58%
7	Westpac	4,000,000	0.85%	92	22/10/2020	66%
8	Westpac	2,000,000	0.85%	92	29/10/2020	33%
9	Westpac	1,000,000	0.80%	92	7/11/2020	17%
10	Westpac	3,500,000	0.80%	92	12/11/2020	58%
		23,500,000				

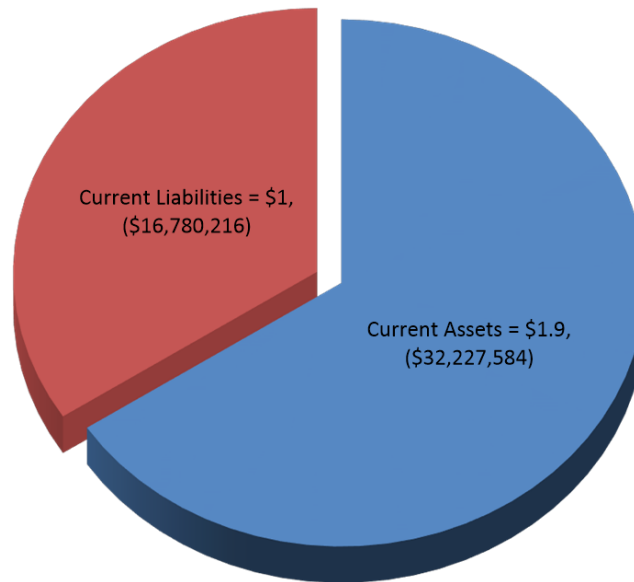
 MacDonnell Regional Council Estimate of Net Cash Position as at 31/08/2020			
Current Assets	\$	Current Liabilities	\$
Cash at Bank Position		Estimated Accrued Employee Benefits	2,343,982
CentreLink	11,536	Accounts Payable Outstanding	676,358
Operations Account	1,068,900	Unexpended grants	13,400,222
Northern Territory (NTG)	5,986	Grants in Advance	0
Amoonguna Store	5,695	GST Payable (Refundable)	(1,131)
Trust Account	4,951,949	Leases current liability	360,786
Total Cash at Bank	6,044,065		
Plus:			
Short Term Deposits with Westpac	4,500,000		
Short Term Deposits with NAB	19,000,000		
Total Cash Available	29,544,065		
Plus: Accounts Receivable	428,323		
Rates Receivable	2,177,151		
Inventory	78,045		
Total Current Assets	32,227,584	Total Current Liabilities	16,780,216
Net Cash Position:		\$15,447,367	
Equals = Total Current Assets less Total Current Liabilities			
KPI IMPROVE FINANCIAL SUSTAINABILITY = Divide Total Current Assets by Total Current Liabilities			
Aim is to achieve 2 to 1			
Result = \$ held in current assets available to pay current liabilities Actual =		1.9	

	Jul	Aug	Sep	Oct	Nov	Dec	Jan	Feb	Mar	Apr	May	Jun
2020/21	13,010,963	15,447,367										
2019/20	10,821,885	14,659,651	11,847,540	12,548,659	12,053,536	10,887,968	13,352,771	12,652,478	12,260,953	13,602,981	13,269,920	10,751,250

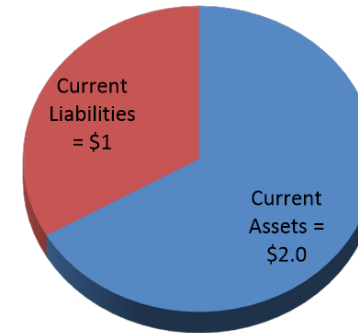


MacDonnell Regional Council
As at 31 August 2020

Net Cash Position



Target Position

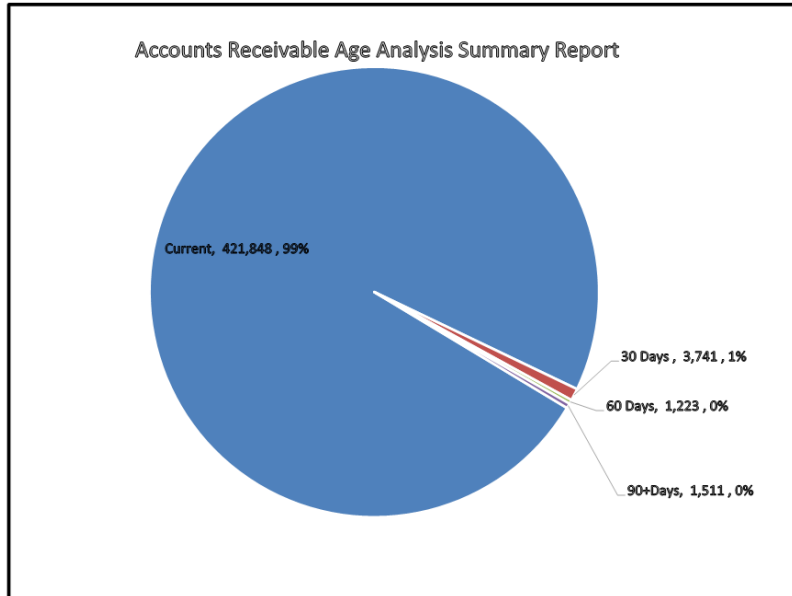


MacDonnell Regional Council
ACCOUNTS RECEIVABLE - Aged Analysis Summary Report
 As at 31 August 2020



Debtor #	Debtor Name	Outstanding Amount	Current	30 Days	60 days	90 + days
00009	Centre Bush Bus	1,530	1,530	0	0	0
00041	Dept. Of Health CA Remote Health	1,038	0	519	0	519
00072	Keringke Arts	178	178	0	0	0
00079	Mission Australia	340	340	0	0	0
00086	Northern Territory Government - Departmer	(0)	(0)	0	0	0
00097	Power and Water Corporation - Darwin	313,457	313,457	0	0	0
00114	Tangentyere Constructions	(432)	(432)	0	0	0
00116	Department of Housing and Community De	(50)	(50)	0	0	0
00122	Waltja Tjutangku Palyapayi	170	0	0	170	0
00166	Titjikala Store (Outback Store)	450	450	0	0	0
00175	Central Desert Regional Council	324	324	0	0	0
00186	Central Australian Youth Link-Up Services f	84,568	84,568	0	0	0
00226	Western Desert	240	240	0	0	0
00227	Dept of the Attorney- General and Justice, f	340	170	0	170	0
00237	S&R Building and Construction Pty Ltd	173	173	0	0	0
00256	Lutheran Community Care	1,060	820	240	0	0
00264	Ingkerreke Commercial Pty Ltd as trustee f	4,946	3,016	1,683	247	0
00269	SDA & CO Pty Ltd (SDA Plumbing)	170	170	0	0	0
00274	Territory Families	1,610	1,100	0	0	510
00290	Life Without Barriers	510	510	0	0	0
00295	Hardy Fencing Australia Pty Ltd	789	680	109	0	0
00355	Royal Flying Doctor Service	340	0	0	340	0
00361	CKS Electrical	340	340	0	0	0
00379	Atyenhenge-atherre Aboriginal Corporation	1,580	1,580	0	0	0
00400	The AOT Group Pty Ltd	1,020	1,020	0	0	0
00425	Outback Internet	83	0	0	0	83
00474	Clarklec Electrical	(170)	0	(170)	0	0
00505	Chartair	503	503	0	0	0
00507	AECOM Australia Pty Ltd	170	0	0	170	0
00514	Unity College	170	170	0	0	0
00536	North Australian Aboriginal Justice Agency	340	340	0	0	0
00539	Bullant Building	2,750	2,750	0	0	0
00553	Sydney Maloney Contracting	100	0	0	0	100
00569	Noah Audet	249	0	0	0	249
00576	Health Network Northern Territory Ltd oper	85	85	0	0	0
00615	Ontrack Contracting	50	0	0	0	50
00647	Northern Transportables PTY LTD	330	330	0	0	0
00653	PURE PLUMBING SOLUTIONS NT PTY LT	126	0	0	126	0
00663	Territory People Pty Ltd Clear Sky Moving &	170	0	170	0	0
00664	SPEARS CONSTRUCTION (NT) PTY LTD	2,999	1,809	1,190	0	0
00666	ADG ENGINEERS (AUST) PTY LTD	0	0	0	0	0
00667	PF & CJ Brown TRADING as APJ Concrete	752	752	0	0	0
00668	ECHO GROUP CORPORATION PTY LTD	4,675	4,675	0	0	0
00669	ASPLUM PTY. LTD. Asplum & Civil	250	250	0	0	0
		428,323	421,848	3,741	1,223	1,511

Larger Balances Outstanding > 90 days	
Several Customers with an average debt of less than	286.00
Total	\$0



MacDonnell Regional Council											
Balance of Rates Receivable as at 31 Aug 2020											
Total Outstanding	Current	2019/20	2018/19	2017/18	2016/17	2015/16	2014/15	2013/14	2012/13	2011/12	Pre 2011
\$2,177,151	\$1,768,446	\$110,745	\$65,329	\$60,486	\$48,579	\$45,352	\$51,104	\$17,160	\$3,746	\$4,088	\$2,117
100%	432.7%	27.1%	16.0%	14.8%	11.9%	11.1%	12.5%	4.2%	0.9%	1.0%	0.5%