



AGENDA OF THE FINANCE AND RISK COMMITTEE TO BE HELD IN THE  
BOARDROOM, DELOITTE, PARSONS STREET, ALICE SPRINGS ON FRIDAY 29  
JANUARY 2021 AT 10:00AM

---

**1 MEETING OPENED**

**2. ATTENDANCE AND APOLOGIES**

Present:

Apologies:

**3. CONFIRMATION OF MINUTES**

- Minutes of the Finance And Risk Committee - 27 November 2020..... 2

**4. CONFLICT OF INTEREST**

**5. ACTIONS ARISING FROM PREVIOUS MINUTES**

*Nil*

**6. OFFICERS' REPORTS**

- 6.1 Finance Report..... 4

**7. General Business**

- 7.1 Memorial event for former MRC Councillors

**8. MEETING CLOSE**

**9. DATE OF NEXT MEETING**

Next meeting - Friday 26 March 2021 - 10:00am



MINUTES OF THE FINANCE AND RISK COMMITTEE HELD IN THE COUNCIL CHAMBERS, HARTLEY STREET, ALICE SPRINGS ON FRIDAY 27 NOVEMBER 2020 AT 10:00AM

---

**1 MEETING OPENED** 10:18am

**2 ATTENDANCE AND APOLOGIES**

**Councillors:**

Deputy President Greg Sharman, Cr Braydon Williams and Cr Dalton McDonald

**Staff:**

Rohan Marks – Acting CEO  
Buke Tunne – Manager Finance  
Bhan Pratap – Director Corporate Services

**Guests:**

Nil

**Apologies:**

Jeff MacLeod – CEO  
Lawrence Autencio – Senior Manager Merit Partner  
MunLi Chee – Director Merit Partner

**Absence without apologies:**

President Roxanne Kenny

**Leave of Absence:**

Nil

**3 CONFIRMATION OF MINUTES**

Minutes of the Finance And Risk Committee Meeting held on 25 September 2020

**FRC2020-010 RESOLVED (Cr Sharman/Cr Williams)**

That the minutes be taken as read and be accepted as a true record of the Meeting.

**4 CONFLICT OF INTEREST**

Nil

**5 ACTIONS ARISING FROM PREVIOUS MINUTES**

Nil

**6 OFFICERS' REPORTS****6.1 FINANCE REPORT****EXECUTIVE SUMMARY:**

Regulation 18 of the Local Government (Accounting) Regulations (LGA Regs), states that a finance report must be laid before Council or a Committee tasked with reviewing the finance report each month. The report set out:

- financial year-to-date income and expenditure to the end of the previous month;
- forecast income and expenditure for the whole of the financial year;
- details of all cash and investments held (including money held in trust);
- statement of debts owed to council including aggregated amount by category and general age of debt; and
- other information required by council.

The attached report is the finance report as at 31 October 2020.

***FRC2020-011 RESOLVED (Cr Sharman/Cr McDonald)***

**That Finance and Risk Committee note and accept the Finance Report as at 31 October 2020.**

**7 GENERAL BUSINESS**

An action item was passed onto Finance Committee meeting on 29<sup>th</sup> Jan 2021 from OCM dated 18<sup>th</sup> Dec 2020, for the President and the Vice President to discuss holding an event to acknowledge former MRC Councillors, Abbott, Wiluka and Anderson. OCM action to be tabled.

**8 DATE OF NEXT MEETING**

Next meeting - 29 January 2021 - 10:00am

**9 MEETING CLOSE**

The meeting Closed at 10:50am.

This page and the preceding 1 page are the Minutes of the Finance And Risk Committee held on Friday 27 November 2020 and confirmed Friday 29 January 2021.

---

Deputy President

**OFFICERS' REPORTS**

<b>ITEM NUMBER</b>	6.1
<b>TITLE</b>	Finance Report
<b>REFERENCE</b>	- 286076
<b>AUTHOR</b>	Buke Ali Tunne, Manager Finance

**LINKS TO STRATEGIC PLAN**

Goal 01: Developing Communities  
 Goal 02: Healthy Communities  
 Goal 03: Empowered Communities  
 Goal 04: A Supportive Organisation

**EXECUTIVE SUMMARY:**

Regulation 18 of the Local Government (Accounting) Regulations (LGA Regs), states that a finance report must be laid before Council or a Committee tasked with reviewing the finance report each month. The report set out:

- financial year-to-date income and expenditure to the end of the previous month;
- forecast income and expenditure for the whole of the financial year;
- details of all cash and investments held (including money held in trust);
- statement of debts owed to council including aggregated amount by category and general age of debt; and
- other information required by council.

The attached report is the finance report as at 31 December 2020

**RECOMMENDATION**

**That Finance and Risk Committee note and accept the Finance Report as at 31 December 2020**

**BACKGROUND/DISCUSSION**

Summary of Income and Expenditure.

Income YTD variance	–	(\$0.36M)
Operating expenses YTD variance	–	\$3.66M
Capital expenditure YTD variance	–	(\$1.25M)
Net Surplus	–	\$2.05M

<b>Account Type</b>	<b>YTD Current Budget</b>	<b>Total YTD actual</b>	<b>YTD Variance</b>	<b>Comments</b>
1 - Income	(34,120,700)	(33,755,488)	(365,211.23)	Main income variance is from RtoR budgeted for but no income received as at 31 Dec 20.
21 - Salaries etc	11,979,762	11,439,407	540,354.44	Wages and salaries variance from: Matching fund \$407K NDIS managed by Service Delivery \$152K Outstation \$141K
22 - Empl Benefits	1,077,711	585,384	492,327.06	Main variance from Training budget NTJP and IEI \$205K Flexible Aged Care \$53K
23 - ICA, Lease etc	951,437	528,605	422,832.50	Main variance due to ICR/ICA administration cost not posted to date.
24 - General Exp	4,311,998	2,863,836	1,448,161.80	Local Authority Project \$599K, Road maintenance \$216K, Aged & Disability \$150K, Civil works \$149K & Manage projects \$109K,
25 - Communication	1,124,625	892,153	232,472.10	Power/water, vehicle fuel and internet expenses actual cost less than the budget.
26 - Insurance & Oth	1,335,565	1,522,426	(186,861.46)	
27 - Advertising, Pu	79,850	63,713	16,137.06	
28 - Dep & Amort	1,107,505	1,107,929	(423.51)	Depreciation is yet to be posted.
29 - Asset Impair	702,811	218	702,593.22	Aged & Disability \$250K Manage projects 194K Youth Services \$158K
4 - Property	4,120,850	5,375,675	(1,254,824.95)	Over expenditure from: Bagot st \$981K Vehicle/plant \$230K

**ISSUES/OPTIONS/CONSEQUENCES**

&lt;&lt;Enter Text&gt;&gt;

**FINANCIAL IMPACT AND TIMING**

&lt;&lt;Enter Text&gt;&gt;

**CONSULTATION**

&lt;&lt;Enter Text&gt;&gt;

**ATTACHMENTS:**

1 Finance Report - 31 Dec 2020

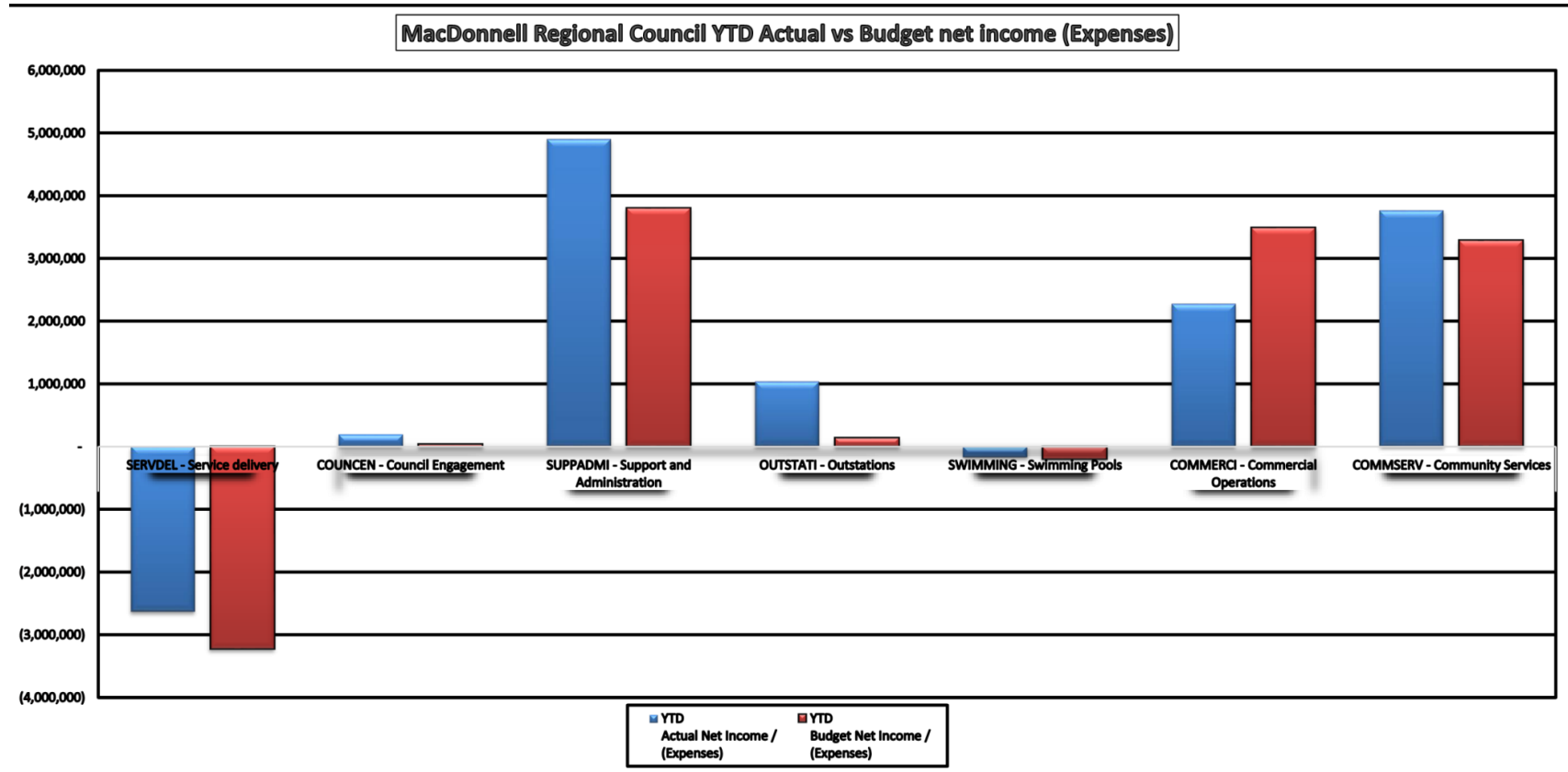


## MacDonnell Regional Council

### Financial Reporting - as at 31 December 2020

Accounting Period: 6

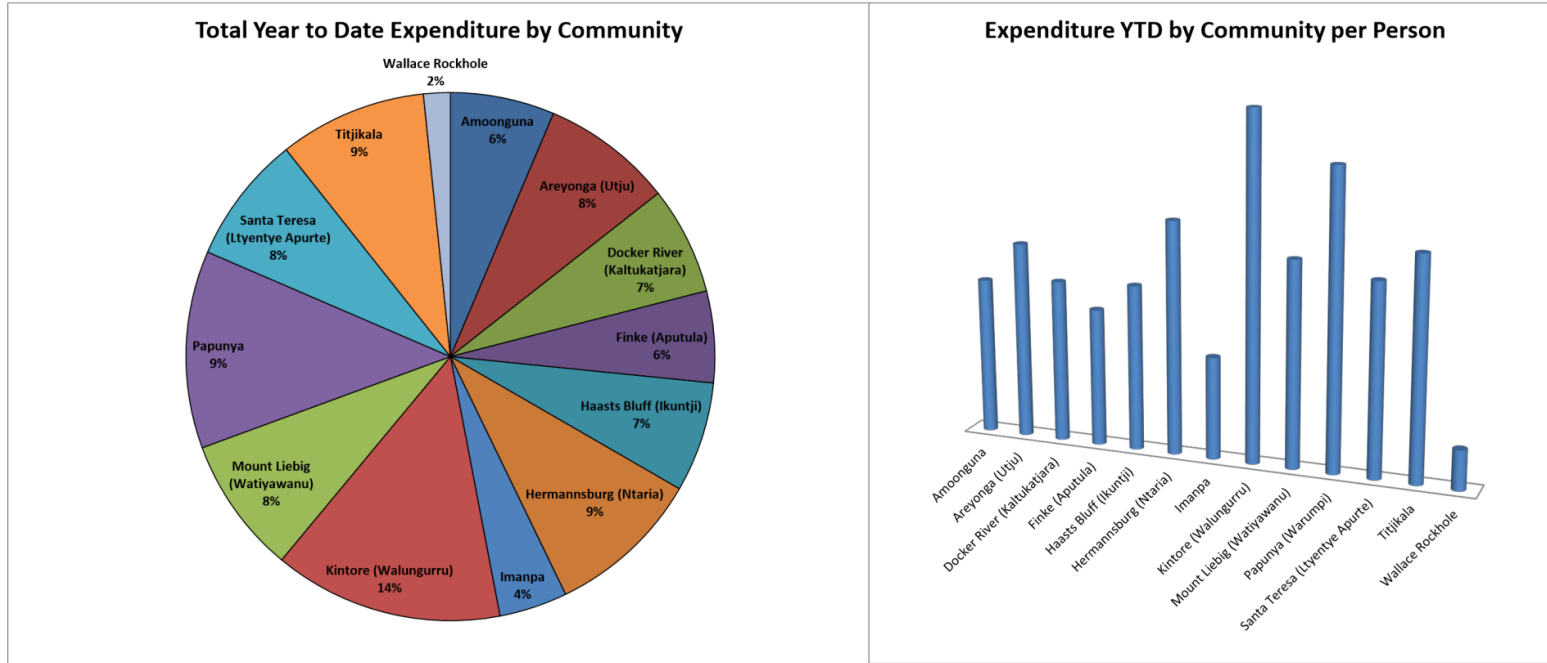
MacDonnell Regional Council														
Income and Expenditure as at 31st December 2020														
	YTD Income			YTD Expenditure			YTD Actual	YTD Budget	YTD Variance	Full Year Budget			Variance to Full Year	
	Actual	Budget	Variance	Actual	Budget	Variance	Net Income / (Expenses)	Net Income / (Expenses)		Income	Expenses	Net Income / (Expenses)		
<b>COUNCIL SERVICES</b>														
SERVDEL - Service delivery	3,745,209	3,851,930	(106,721)	6,383,527	7,088,401	704,874	(2,638,317)	(3,236,470)	598,153	4,950,892	12,511,496	(7,560,604)	4,922,286	
COUNCEN - Council Engagement	988,256	1,555,944	(567,688)	796,686	1,512,098	715,412	191,570	43,846	147,723	1,555,944	3,013,027	(1,457,083)	1,648,653	
SUPPADMI - Support and Administration	8,181,254	6,027,373	2,153,881	3,273,501	2,221,352	(1,052,149)	4,907,754	3,806,021	1,101,733	11,575,350	3,204,024	8,371,326	(3,463,573)	
<b>Total Council Services</b>	<b>12,914,719</b>	<b>11,435,247</b>	<b>1,479,472</b>	<b>10,453,713</b>	<b>10,821,850</b>	<b>368,137</b>	<b>2,461,006</b>	<b>613,397</b>	<b>1,847,609</b>	<b>18,082,186</b>	<b>18,728,547</b>	<b>(646,361)</b>	<b>3,107,367</b>	
<b>NON-COUNCIL SERVICES</b>														
OUTSTATI - Outstations	1,607,213	929,340	677,873	566,160	792,977	226,818	1,041,053	136,363	904,691	1,607,206	1,607,206	-	1,041,053	
SWIMMING - Swimming Pools	14,337	19,072	(4,734)	187,070	219,588	32,518	(172,733)	(200,517)	27,784	34,000	430,689	(396,689)	223,956	
COMMERC - Commercial Operations	7,911,415	8,612,780	(701,365)	5,628,531	5,122,116	(506,415)	2,282,884	3,490,664	(1,207,780)	10,337,610	9,294,560	1,043,050	1,239,834	
COMMSERV - Community Services	11,307,804	13,124,261	(1,816,457)	7,543,872	9,835,583	2,291,711	3,763,932	3,288,678	475,253	18,720,148	18,720,148	0	3,763,931	
<b>Total Non-Council Services</b>	<b>20,840,769</b>	<b>22,685,452</b>	<b>(1,844,683)</b>	<b>13,925,633</b>	<b>15,970,264</b>	<b>2,044,631</b>	<b>6,915,136</b>	<b>6,715,188</b>	<b>199,948</b>	<b>11,978,816</b>	<b>11,332,455</b>	<b>646,361</b>	<b>2,504,844</b>	
<b>Total</b>	<b>33,755,488</b>	<b>34,120,700</b>	<b>(365,211)</b>	<b>24,379,346</b>	<b>26,792,114</b>	<b>2,412,768</b>	<b>9,376,142</b>	<b>7,328,585</b>	<b>2,047,557</b>	<b>48,781,151</b>	<b>48,781,150</b>	<b>0</b>	<b>9,376,142</b>	
<b>CAPITAL EXPENDITURE</b>														
COMMERC - Commercial Operations	-	-	-	4,023,921	2,842,290	(1,181,631)	(4,023,921)	(2,842,290)	(1,181,631)	-	4,943,670	(4,943,670)	919,748	
SERVDEL - Service delivery	-	-	-	1,242,424	954,060	(288,364)	(1,242,424)	(954,060)	(288,364)	-	1,859,560	(1,859,560)	617,136	
SUPPADMI - Support and Administration	-	-	-	109,330	274,500	165,170	(109,330)	(274,500)	165,170	-	549,000	(549,000)	439,670	
<b>Total Capital Expenditure</b>	<b>-</b>	<b>-</b>	<b>-</b>	<b>5,375,675</b>	<b>4,070,850</b>	<b>(1,304,825)</b>	<b>(5,375,675)</b>	<b>(4,070,850)</b>	<b>(1,304,825)</b>	<b>-</b>	<b>7,352,230</b>	<b>(7,352,230)</b>	<b>1,976,554</b>	
<b>NON-CASH EXPENDITURE</b>														
Depreciation	-	-	-	1,107,929	1,107,505	(424)	(1,107,929)	(1,107,505)	(424)	-	-	-	(1,107,929)	
SERVDEL - Service delivery	-	-	-	715,240	926,370	211,130	(715,240)	(926,370)	211,130	-	-	-	(715,240)	
SUPPADMI - Support and Administration	-	-	-	392,689	181,135	(211,554)	(392,689)	(181,135)	(211,554)	-	-	-	(392,689)	
<b>SURPLUS / (DEFICIT)</b>							<b>Surplus / (Deficit)</b>	<b>(6,483,604)</b>	<b>(5,178,355)</b>	<b>(1,305,248)</b>	<b>-</b>	<b>7,352,230</b>	<b>(7,352,230)</b>	<b>3,084,483</b>
<b>Notes</b>														





MacDonnell Regional Council														
Expenditure by Community as at 31st December 2021														
Expenditure Category	All Communities	Amoonguna	Areyonga (Uju)	Docker River (Kaitukatjara)	Finke (Aputula)	Haasts Bluff (Ikuntji)	Hermannsburg (Ntaria)	Imanpa	Kintore (Walungurru)	Mount Liebig (Watiyawanu)	Papunya (Warumpi)	Santa Teresa (Lityentye Apute)	Titjikala	Wallace Rockhole
103 - Manage Council Buildings & Facilities	232,753	32,275	10,965	9,984	6,282	3,841	30,825	26,554	9,351	18,821	24,688	9,926	44,103	5,138
105 - Maintain Roads	764,057	0	0	50	0	4,213	0	0	750,628	716	1,688	0	424	6,338
106 - Manage Council Service Delivery	1,004,511	79,834	76,607	80,972	76,781	71,689	83,223	90,266	76,252	63,020	79,181	105,756	57,711	63,219
107 - Civil Works	1,148,533	99,942	86,054	137,695	101,716	39,958	149,969	82,654	52,551	67,681	10,884	147,631	105,322	66,476
109 - Staff Housing	347,360	0	23,923	25,307	27,550	76,804	28,112	19,825	21,397	27,863	51,019	13,134	30,053	2,370
110 - Outstations Civil Works	287,611	0	0	0	0	13,155	8,467	0	0	31,353	110,847	4,103	119,687	0
111 - Outstations Housing Repairs & Maintenance	58,497	0	0	0	0	3,973	2,801	0	0	4,415	10,307	453	36,549	0
112 - Operate Community Stores	136,804	136,804	0	0	0	0	0	0	0	0	0	0	0	0
113 - Essential Services	601,985	1,988	51,331	53,725	59,246	58,521	48,403	31,092	63,082	59,504	60,389	53,366	55,939	5,399
127 - Operate Swimming Pools	170,406	0	44,481	0	0	0	0	0	86,106	0	0	39,839	0	0
129 - Community Safety	840,012	68,488	43,528	65,766	73,344	53,841	97,996	44,873	68,908	80,473	72,610	91,985	78,200	0
130 - Youth Services	1,515,814	118,622	99,765	9,246	10,550	131,432	233,189	4,855	231,938	147,046	212,520	179,318	137,334	0
131 - Aged and Disability	825,095	86,164	109,096	0	79,723	53,263	142,113	88,954	0	0	168,149	0	97,633	0
132 - Children's Services	1,180,868	0	119,201	106,696	113,869	104,696	166,166	0	103,885	97,379	125,830	142,899	100,247	0
133 - Centrelink	178,387	12,055	9,452	25,730	17,542	0	1,191	6,739	30,646	24,292	14,688	0	13,559	22,494
134 - School Nutrition Program	169,252	0	38,973	0	30,985	31,780	0	27,350	0	0	0	0	40,165	0
139 - Local Authorities Projects	84,320	23,973	0	0	0	0	0	0	5,614	6,713	23,930	24,090	0	0
142 - Local Authority Administration	35,271	917	530	8,027	546	299	868	2,567	12,613	1,193	1,566	1,551	1,411	3,182
153 - Waste Management	6,002	0	0	0	0	0	6,002	0	0	0	0	0	0	0
157 - MES SPG Projects	160,749	0	0	7,544	0	0	0	0	0	88,949	19,511	24,025	20,720	0
158 - Manage Projects	748,301	29,605	141,451	166,613	8,938	33,828	7,017	18,260	0	107,308	208,377	0	26,904	0
161 - Street & Public Lighting	33,202	566	2,908	13,107	539	701	7,042	593	1,133	378	1,456	1,268	907	2,603
162 - Airstrip Maintenance	510	0	0	500	0	0	0	0	0	0	0	10	0	0
163 - Homelands Extra Allowance	54,405	0	0	0	0	12,240	0	0	0	6,415	34,610	0	1,140	0
164 - SLGIF Projects	202,657	0	10,218	0	0	34,465	0	0	6,065	69,320	70,697	11,893	0	0
166 - NDIS	54,271	0	0	5,428	0	2,440	14,741	7,617	0	5,053	7,583	0	11,429	0
<b>Total</b>	<b>10,841,634</b>	<b>691,234</b>	<b>868,463</b>	<b>716,391</b>	<b>607,613</b>	<b>731,138</b>	<b>1,028,125</b>	<b>452,199</b>	<b>1,520,168</b>	<b>907,891</b>	<b>1,310,512</b>	<b>851,244</b>	<b>979,438</b>	<b>177,219</b>
<b>Population</b>	<b>3,805</b>	<b>239</b>	<b>195</b>	<b>394</b>	<b>192</b>	<b>138</b>	<b>605</b>	<b>151</b>	<b>410</b>	<b>169</b>	<b>404</b>	<b>579</b>	<b>227</b>	<b>102</b>
<b>Note:</b>														
<b>1. All the expenditure above is inclusive of salary and wages</b>														
<b>2. Expenditure for Head Office is not included</b>														

MacDonnell Regional Council  
Expenditure by Community as at 31st December 2021







## MacDonnell Regional Council


Cash and investments held as at 31 December 2020

### Cash at Bank/Petty Cash

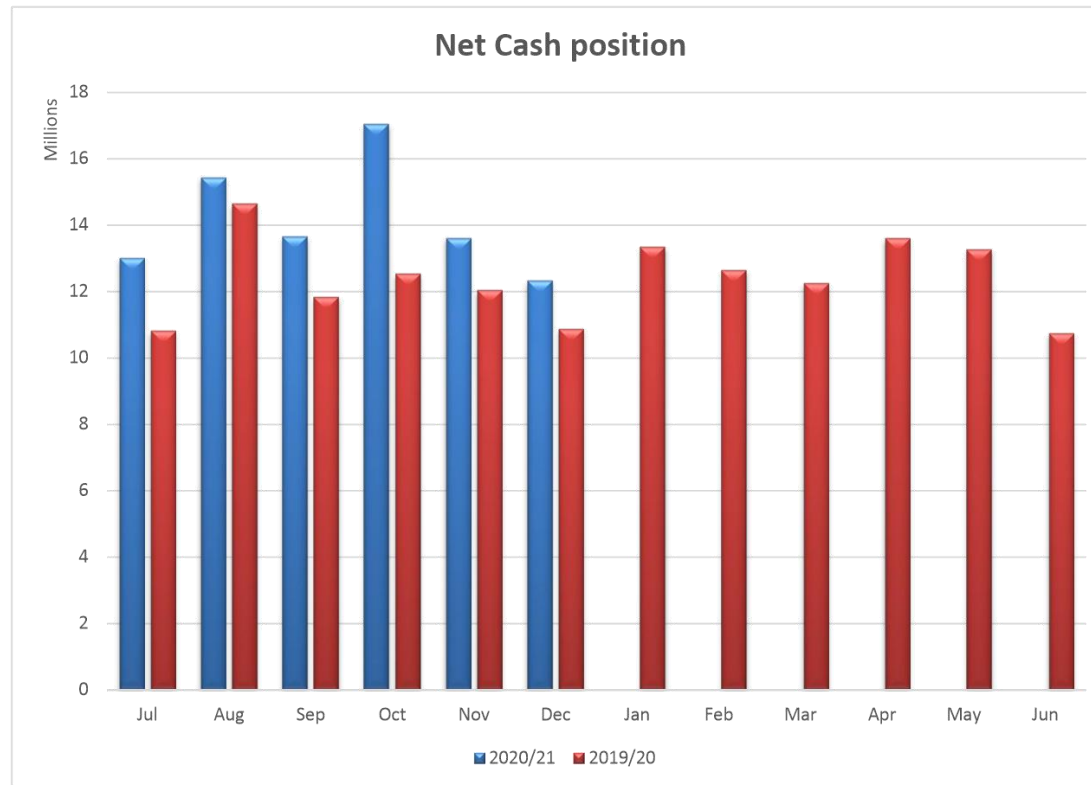
Account name	Total
Operations Account	771,037
CentreLink	0
Northern Territory (NTG)	6
Amoonguna Store	488
Trust Account	1,649,439
Petty Cash	500
<b>Total Cash at Bank</b>	<b>2,421,470</b>

### Investments Report

Sr. No.	Bank	Principal \$	Interest Rate	Term Days	Maturity Date	Percentage
1	Westpac	2,000,000	0.58%	92	11/01/2021	10%
2	Westpac	3,500,000	0.58%	92	15/01/2021	18%
3	Westpac	4,000,000	0.51%	92	22/01/2021	21%
4	Westpac	1,000,000	0.45%	92	7/02/2021	5%
5	Westpac	3,500,000	0.45%	92	12/02/2021	18%
6	NAB	2,500,000	0.45%	90	3/03/2021	13%
7	NAB	3,000,000	0.40%	90	22/03/2021	15%
		<b>19,500,000</b>				

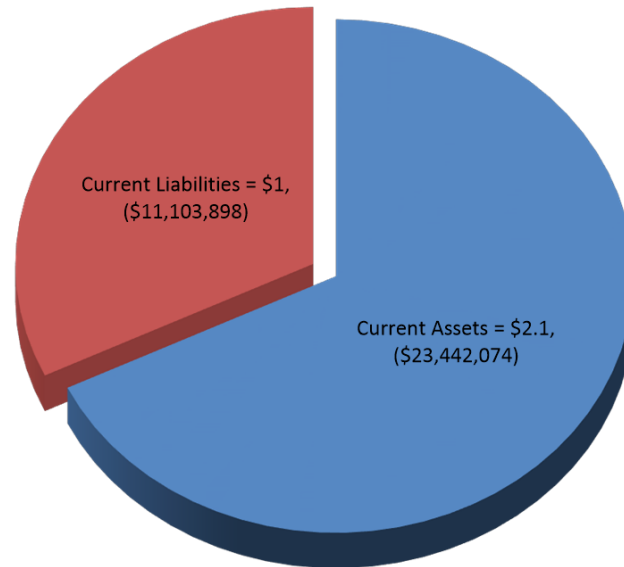
 <b>MacDonnell Regional Council</b> Estimate of Net Cash Position as at 31/12/2020				
Current Assets		\$	Current Liabilities	\$
<b>Cash at Bank Position</b>			Estimated Accrued Employee Benefits	2,225,211
CentreLink		0	Accounts Payable Outstanding	431,906
Operations Account		771,037	Unexpended grants	8,275,791
Northern Territory (NTG)		6	Grants in Advance	0
Amoonguna Store		488	GST Payable (Refundable)	(189,796)
Trust Account		1,649,439	Leases current liability	360,786
Petty Cash		500		
<b>Total Cash at Bank</b>		<b>2,421,470</b>		
<b>Plus:</b>				
Short Term Deposits with Westpac		5,500,000		
Short Term Deposits with NAB		14,000,000		
<b>Total Cash Available</b>		<b>21,921,470</b>		
<b>Plus: Accounts Receivable</b>		256,220		
Rates Receivable		1,186,340		
Inventory		78,045		
<b>Total Current Assets</b>		<b>23,442,074</b>	<b>Total Current Liabilities</b>	<b>11,103,898</b>
<b>Net Cash Position:</b>			<b>\$12,338,177</b>	
<b>Equals = Total Current Assets less Total Current Liabilities</b>				
<b>KPI IMPROVE FINANCIAL SUSTAINABILITY = Divide Total Current Assets by Total Current Liabilities</b>				
Aim is to achieve 2 to 1				
Result = \$ held in current assets available to pay current liabilities		<b>Actual =</b>	<b>2.1</b>	

	Jul	Aug	Sep	Oct	Nov	Dec	Jan	Feb	Mar	Apr	May	Jun
2020/21	13,010,963	15,447,367	13,663,037	17,056,573	13,628,956	12,338,177						
2019/20	10,821,885	14,659,651	11,847,540	12,548,659	12,053,536	10,887,968	13,352,771	12,652,478	12,260,953	13,602,981	13,269,920	10,751,250

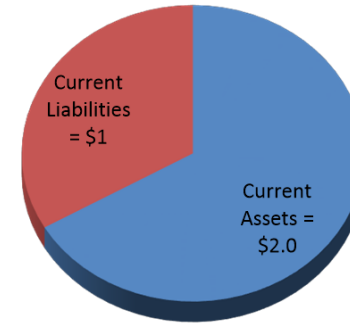


**MacDonnell Regional Council**  
As at 31 December 2020

**Net Cash Position**



**Target Position**



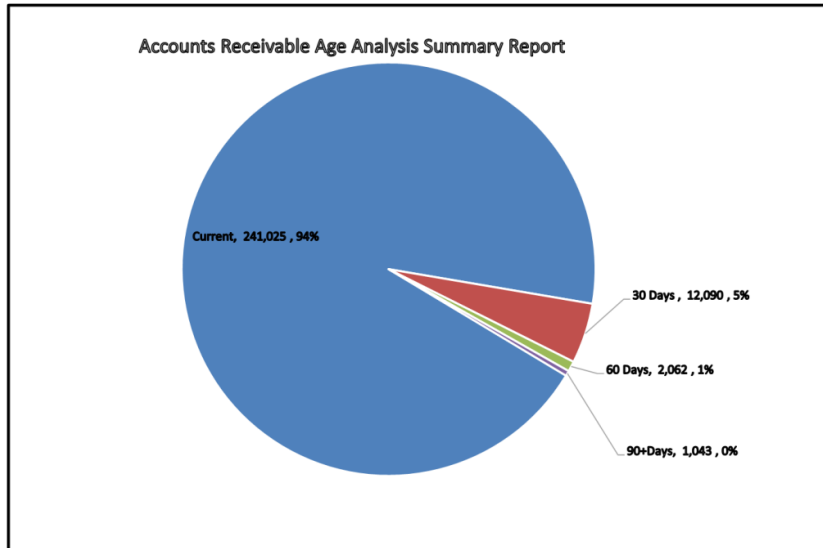
MacDonnell Regional Council  
 ACCOUNTS RECEIVABLE - Aged Analysis Summary Report  
 As at 31 December 2020



Debtor #	Debtor Name	Outstanding A	Current	30 Days	60 days	90 + days
00009	Centre Bush Bus	3,060	1,530	1,530	0	0
00024	Australian Government - Centrelink	24	0	24	0	0
00041	Dept. Of Health CA Remote Health	2,076	519	1,038	519	0
00047	Department of Education, Northern Territory	170	0	170	0	0
00097	Power and Water Corporation - Darwin	167,232	167,232	0	0	0
00114	Tangentyere Constructions	4,369	2,400	1,969	0	0
00116	Department of Housing and Community Development	2,345	2,345	0	0	0
00166	Titjikala Store (Outback Store)	450	450	0	0	0
00216	Royal Life Saving Society (Australia ) NT Branch Inc Attention:	680	680	0	0	0
00237	S&R Building and Construction Pty Ltd	755	0	755	0	0
00248	Aldirect Plumbing and Gas Fitting Pty Ltd	100	100	0	0	0
00264	Ingkerreke Commercial Pty Ltd as trustee for the Ingkerreke O	6,901	765	6,136	0	0
00274	Department of Territory Families Housing and Communities	(765)	0	(765)	0	0
00289	Centre Plumbing	468	0	468	0	0
00295	Hardy Fencing Australia Pty Ltd	218	218	0	0	0
00297	Murray River North Pty Ltd	55,792	55,792	0	0	0
00309	Pedersens Pty Ltd Design & Construction	1,275	1,275	0	0	0
00323	Scope Building NT Pty Ltd	2,506	2,506	0	0	0
00361	CKS Electrical	170	170	0	0	0
00373	Australian Regional and Remote Community Services	380	380	0	0	0
00379	Atyenhenge-atherre Aboriginal Corporation	1,975	1,975	0	0	0
00425	Outback Internet	83	0	0	0	83
00447	Central Australia Health Services	88	88	0	0	0
00474	Clarklec Electrical	(20)	0	0	0	(20)
00490	QBT PTY LTD	680	0	680	0	0
00505	Chartair	503	0	0	503	0
00546	Ngaanyatjarra Health Service (Aboriginal Corporation)	85	85	0	0	0
00553	Sydney Maloney Contracting	100	0	0	0	100
00569	Noah Audet	249	0	0	0	249
00592	MLCS Corporate Pty Ltd	85	85	0	0	0
00615	Ontrack Contracting	50	0	0	0	50
00622	AXIOM NTPTY LTD	85	85	0	0	0
00645	Basketball NT	680	680	0	0	0
00674	AGB EVENTS PTY LTD	581	0	0	0	581
00675	TRADE WORKS N.T. PTY LTD	1,040	0	0	1,040	0
00678	PTM Group Pty Ltd	1,340	1,340	0	0	0
00680	SLS Builders Pty Ltd	85	0	85	0	0
00683	DEPT OF ENV, PARKS & WATER SEC C/-DCIS ACCOUNT	240	240	0	0	0
00685	Zone A Pty Ltd	85	85	0	0	0
		256,220	241,025	12,090	2,062	1,043



Larger Balances Outstanding > 90 days	
Several Customers with an average debt of less than	\$121



MacDonnell Regional Council											
Balance of Rates Receivable as at 31 Dec 2020											
Total Outstanding	Current	2019/20	2018/19	2017/18	2016/17	2015/16	2014/15	2013/14	2012/13	2011/12	Pre 2011
\$1,186,340	\$794,163	\$94,216	\$65,329	\$60,486	\$48,579	\$45,352	\$51,104	\$17,160	\$3,746	\$4,088	\$2,117
100%	66.9%	7.9%	5.5%	5.1%	4.1%	3.8%	4.3%	1.4%	0.3%	0.3%	0.2%